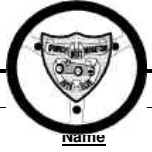


**IPSWICH WEST MORETON AUTO CLUB - Round 3 Dirt Sprint 19 Jul 15**

No.	Name	Class	Car		Run 1				Run 2				Run 3				Best Run
					Stand	Lap 2	Lap 3	Total Time incl Pen	Stand	Lap 2	Lap 3	Total Time incl Pen	Stand	Lap 2	Lap 3	Total Time incl Pen	
37	Bateman, Cameron	E	WRX	IWMAC	0:49.40	0:45.80	0:46.00	2:21.20	0:47.00	0:44.20	0:45.20	2:16.40	3:00.00	3:00.00	3:00.00	9:00.00	2:16.40
39	Moffat, Troy	E	WRX	IWMAC	0:52.70	3:00.00	3:00.00	6:52.70	0:53.30	0:47.60	0:46.90	2:27.80	0:47.60	0:44.10	0:44.20	2:15.90	2:15.90
34	Poulier, Wayne	E	WRX STI	IWMAC	0:50.40	0:47.20	0:46.00	2:23.60	0:49.10	0:44.90	0:45.20	2:19.20	0:49.00	0:44.40	0:45.00	2:18.40	2:18.40
45	Griffiths, Leonard	D	VP Commodore	IWMAC	0:52.90	0:47.20	0:46.80	2:26.90	0:49.90	0:46.30	0:46.00	2:22.20	0:50.50	0:46.10	0:46.40	2:23.00	2:22.20
26	McLean, Cameron	C	VL Commodore	IWMAC	0:52.50	0:47.60	0:47.50	2:27.60	0:51.70	0:47.00	0:47.00	2:25.70	0:50.60	0:46.10	0:45.50	2:22.20	2:22.20
1	Bond, Paul	A	Pulsar N14	IWMAC	0:52.90	0:48.00	0:47.50	2:28.40	0:56.10	0:48.90	3:00.00	4:45.00	0:50.90	0:46.20	0:46.70	2:23.80	2:23.80
38	Read, Matt	E	MTR1 Buggy	IWMAC	0:51.80	0:47.10	0:46.70	2:25.60	0:50.70	0:46.60	0:46.40	2:23.70	0:50.50	0:45.80	0:46.00	2:22.30	2:22.30
35	Hanley, Cian	E	Subaru WRX	IWMAC	0:52.50	0:47.30	0:47.30	2:27.10	0:51.00	0:46.50	0:47.00	2:24.50	0:51.70	0:46.50	0:45.80	2:24.00	2:24.00
18	Plohl, Shane	B	Eunos Roadster	FSAE	0:53.30	0:48.10	0:48.90	2:30.30	0:52.00	0:47.10	0:47.00	2:26.10	0:49.60	0:46.00	0:46.30	2:21.90	2:21.90
6	Parke, Kevin	A	Pulsar N14	IWMAC	0:53.80	0:48.10	0:47.90	2:29.80	0:52.80	0:47.80	0:52.60	2:33.20	0:51.90	0:46.80	0:46.70	2:25.40	2:25.40
36	Thorne, Anthony	E	WRX	IWMAC	0:52.00	0:47.50	0:48.00	2:27.50	0:51.00	0:46.80	0:46.50	2:24.30	0:50.20	0:46.50	0:46.30	2:23.00	2:23.00
29	Griffiths, Edward	D	VP Commodore	IWMAC	0:53.70	0:48.60	0:47.80	2:30.10	0:54.90	0:49.10	0:48.30	2:32.30	0:51.30	0:46.40	0:46.50	2:24.20	2:24.20
27	Lynch, Ray	D	VN Commodore	IWMAC	0:53.90	0:48.20	0:48.10	2:30.20	0:54.90	0:48.80	0:48.70	2:32.40	0:51.00	0:46.80	0:47.20	2:25.00	2:25.00
19	McLean, Connor	C	VL Commodore	IWMAC	0:57.10	0:50.80	0:49.80	2:37.70	0:55.60	0:49.10	3:00.00	4:44.70	0:53.00	0:47.70	0:46.80	2:27.50	2:27.50
30	Doiling, Harry	c	120Y	SAU	0:55.50	0:49.30	0:49.80	2:34.60	0:55.30	0:48.80	0:50.50	2:34.60	0:52.50	0:57.50	0:47.80	2:37.80	2:34.60
5	Smith, David	A	Excel	IWMAC	0:56.00	0:50.40	0:50.50	2:36.90	0:52.90	0:47.30	0:47.40	2:27.60	0:52.90	0:48.30	0:47.70	2:28.90	2:27.60
32	Cullen, Dave	D	Falcon XR8	IWMAC	0:55.40	0:48.90	0:50.40	2:34.70	0:54.30	0:50.70	0:48.30	2:33.30	0:53.60	0:47.90	0:47.50	2:29.00	2:29.00
47	Amos, Kristian	D	Falcon	IWMAC	0:54.70	0:49.40	0:49.30	2:33.40	0:53.10	0:48.10	0:47.70	2:28.90	0:52.60	0:47.40	0:48.80	2:28.80	2:28.80
16	Baggarley, Rick	B	Escort Mk2	IWMAC	0:53.40	0:48.70	0:48.70	2:30.80	0:53.50	0:48.00	0:53.40	2:34.90	0:53.10	0:48.20	0:47.50	2:28.80	2:28.80
13	McLean, Georgia	L	VL Commodore	IWMAC	1:03.10	0:55.20	0:59.60	2:57.90	1:03.50	0:53.70	0:51.70	2:48.90	0:54.90	0:51.50	0:49.60	2:36.00	2:36.00
49	Whatmore, Callum	D	Silvia	PSCC	0:54.60	1:00.40	0:50.40	2:45.40	1:40.50	0:48.50	0:00.00	2:29.00	0:54.20	0:48.70	0:48.30	2:31.20	2:29.00
3	Ganderton, Rick	A	Excel	IWMAC	0:58.90	0:52.30	0:51.80	2:43.00	0:58.00	0:50.90	1:02.40	2:51.30	0:55.30	0:48.80	0:48.00	2:32.10	2:32.10
28	Handley, Aaron	D	VN Wagone	IWMAC	0:56.30	0:50.00	0:49.40	2:35.70	0:54.60	0:49.20	0:48.50	2:32.30	0:56.30	0:48.80	0:48.70	2:33.80	2:32.30
33	Connell, Paul	D	VP Commodore	IWMAC	0:56.90	0:50.80	0:50.70	2:38.40	0:56.20	0:49.90	0:51.00	2:37.10	0:55.90	0:49.00	0:49.50	2:34.40	2:34.40
46	Robertson, Lloyd	D	VX Commodore SS	IWMAC	0:55.20	0:50.80	0:50.60	2:36.60	0:53.80	0:49.40	0:49.00	2:32.20	0:53.70	0:48.90	0:48.70	2:31.30	2:31.30
25	Hore, Jason	C	RX7	IWMAC	1:16.10	0:53.30	0:51.60	3:01.00	0:54.20	0:48.70	0:48.20	2:31.10	0:53.70	0:48.70	0:47.90	2:30.30	2:30.30
10	Douglas, Morgan	A	Excel	IWMAC	0:56.70	0:50.00	0:50.50	2:37.20	0:55.60	0:49.20	0:48.80	2:33.60	0:54.40	0:48.30	0:49.00	2:31.70	2:31.70
31	Woodbridge, Greg	D	VR Commodore	IWMAC	0:57.40	0:50.70	0:50.50	2:38.60	0:56.50	0:51.60	0:50.50	2:38.60	0:55.10	0:49.10	0:49.50	2:33.70	2:33.70
40	Connell, John	D	VP Commodore	IWMAC	0:56.90	0:49.80	0:50.30	2:37.00	0:54.80	0:49.30	0:49.70	2:33.80	0:54.50	0:49.70	0:50.70	2:34.90	2:33.80
2	Maddox, William	A	Civic	IWMAC	0:56.20	0:51.10	0:50.50	2:37.80	0:55.60	0:50.40	0:49.80	2:35.80	0:53.90	0:49.20	0:49.00	2:32.10	2:32.10
41	Brayshaw, Chris	A	KE70	DMSC	0:56.80	0:51.20	0:51.50	2:39.50	1:02.10	0:50.80	0:50.00	2:42.90	0:55.60	0:49.00	0:48.70	2:33.30	2:33.30
24	Haynes, Graeme	C	VW Beetle	IWMAC	0:57.80	0:52.20	0:53.50	2:43.50	0:55.50	0:50.80	0:50.60	2:36.90	0:54.90	0:50.90	0:51.00	2:36.80	2:36.80
17	Rote, Riley	B	MX5	IWMAC	0:59.60	0:53.90	0:52.00	2:45.50	0:57.30	0:59.30	0:57.80	2:54.40	0:56.40	0:51.30	0:50.90	2:38.60	2:38.60
7	Millwood, Joshua	J	Falcon	IWMAC	0:58.70	0:51.60	0:50.80	2:41.10	0:54.90	0:50.70	0:52.20	2:37.80	0:55.70	0:50.90	0:51.30	2:37.90	2:37.80
21	Pile, Josh	C	Commodore	IWMAC	1:00.70	0:52.60	0:54.00	2:47.30	0:58.50	0:52.60	0:53.50	2:44.60	0:57.50	0:51.40	0:51.10	2:40.00	2:40.00
8	Dance, Marc	J	Commodore	IWMAC	1:01.50	1:02.20	1:05.90	3:09.60	1:05.20	0:54.50	0:53.00	2:52.70	0:58.00	0:53.40	0:52.20	2:43.60	2:43.60
43	Ball, Frank	A	Pulsar N15	IWMAC	0:58.80	0:52.90	0:55.50	2:47.20	0:59.30	0:52.10	0:52.50	2:43.90	0:59.70	0:52.80	0:51.60	2:44.10	2:43.90
9	Thompson, Liam	J	Peugot	IWMAC	0:58.80	0:52.50	0:53.40	2:44.70	0:57.70	0:50.80	3:00.00	4:48.50	0:57.80	0:52.30	3:00.00	4:50.10	2:44.70
12	Summerville, Mitchell	J	Civic	IWMAC	1:03.30	0:55.90	0:55.00	2:54.20	0:58.90	0:53.10	0:53.00	2:45.00	0:58.50	0:53.00	0:52.60	2:44.10	2:44.10
20	Gibson, Daniel	C	LA Lancer	NDSCC	3:00.00	3:00.00	3:00.00	9:00.00	0:56.50	0:52.20	0:53.80	2:42.50	1:00.50	0:54.30	0:55.60	2:50.40	2:42.50
14	Cohen, Alexandra	L	Civic	IWMAC	1:09.10	0:59.50	0:56.50	3:05.10	1:00.90	0:55.40	0:55.50	2:51.80	1:01.60	0:53.90	0:54.80	2:50.30	2:50.30
23	Campbell-Brown, Cam	C	BMW 328i	IWMAC	1:02.00	0:52.90	0:52.40	2:47.30	0:57.40	0:51.00	1:15.80	3:04.20	1:01.20	0:51.70	0:49.80	2:42.70	2:42.70
42	Swales, Peter	D	Falcon	IWMAC	0:57.80	0:53.10	0:52.20	2:43.10	1:00.60	0:52.00	0:52.00	2:44.60	3:00.00	3:00.00	3:00.00	9:00.00	2:43.10
48	Howard, Mark	D	Commodore	IWMAC	1:07.50	0:56.10	0:54.90	2:58.50	1:00.50	0:54.70	0:54.10	2:49.30	0:58.30	0:52.90	0:53.90	2:45.10	2:45.10
11	Duffield, Daniel	J	Mini	IWMAC	1:05.90	0:58.30	0:57.80	3:02.00	1:01.20	0:55.30	0:55.60	2:52.10	1:00.80	0:54.70	0:54.30	2:49.80	2:49.80
44	Mitchell, Ball	J	Pulsar N15	IWMAC	1:13.70	1:04.20	1:02.10	3:20.00	1:03.20	0:58.60	0:58.70	3:00.50	1:05.00	0:56.00	1:02.10	3:03.10	3:00.50
22	Mack, Bill	C	KE30	HRCC	2:05.30	0:57.40	0:00.00	3:02.70	1:57.40	0:55.90	0:00.00	2:53.30	1:05.00	3:00.00	3:00.00	7:05.00	2:53.30
4	Duffield, Ron	A	Hillman Imp	IWMAC	1:05.20	0:59.70	0:57.50	3:02.40	1:05.80	0:59.60	0:59.00	3:04.40	1:02.30	0:55.90	0:55.80	2:54.00	2:54.00
15	Ball, Peter	A	Datsun 1600	IWMAC	3:00.00	3:00.00	3:00.00	9:00.00	3:00.00	3:00.00	3:00.00	9:00.00	3:00.00	3:00.00	3:00.00	9:00.00	9:00.00

 Name	Class	Car	Run 4				Run 5				Best Time	Class Posn	O/R
			Stand	Lap 2	Lap 3	Total Time incl Pen	Stand	Lap 2	Lap 3	Total Time incl Pen			
			 										
Bateman, Cameron	E	WRX	0:47.00	0:43.90	0:43.80	2:14.70	0:46.60	0:44.10	0:43.60	2:14.30	2:14.30	1	1
Moffat, Troy	E	WRX	3:00.00	3:00.00	3:00.00	9:00.00	3:00.00	3:00.00	3:00.00	9:00.00	2:15.90	2	2
Poulier, Wayne	E	WRX ST1	0:48.30	0:44.20	0:44.40	2:16.90	0:47.50	0:44.70	0:44.40	2:16.60	2:16.60	3	3
Griffiths, Leonard	D	VP Commodore	0:48.60	0:44.80	0:45.10	2:18.50	0:49.30	0:45.60	0:45.00	2:19.90	2:18.50	1	4
Mclean, Cameron	C	VL Commodore	0:49.80	0:45.00	0:45.20	2:20.00	0:49.60	0:44.90	0:44.60	2:19.10	2:19.10	1	5
Bond, Paul	A	Pulsar N14	0:49.40	0:45.20	0:45.30	2:19.90	0:50.10	0:46.10	0:45.50	2:21.70	2:19.90	1	6
Read, Matt	E	MTR1 Buggy	0:49.10	0:45.20	0:46.10	2:20.40	3:00.00	3:00.00	3:00.00	9:00.00	2:20.40	4	7
Hanley, Cian	E	Subaru WRX	0:49.60	0:45.50	0:45.40	2:20.50	0:50.20	0:45.10	0:45.30	2:20.60	2:20.50	5	8
Plohl, Shane	B	Eunos Roadster	0:49.80	0:46.30	0:46.20	2:22.30	0:51.50	0:46.90	0:46.70	2:25.10	2:21.90	1	9
Parkes, Kevin	A	Pulsar N14	0:51.10	0:45.70	0:45.90	2:22.70	0:50.60	0:47.10	0:45.70	2:23.40	2:22.70	2	10
Thorne, Anthony	E	WRX	0:50.30	0:46.70	0:46.40	2:23.40	0:50.70	0:46.70	0:46.80	2:24.20	2:23.00	6	11
Griffiths, Edward	D	VP Commodore	0:50.10	0:46.70	0:46.70	2:23.50	0:50.70	0:46.50	0:46.60	2:23.80	2:23.50	2	12
Lynch, Ray	D	VN Commodore	0:50.40	0:47.40	0:46.60	2:24.40	0:51.10	0:46.30	0:46.60	2:24.00	2:24.00	3	13
Mclean, Connor	C	VL Commodore	0:51.70	0:46.70	0:46.10	2:24.50	0:52.30	0:46.80	0:46.90	2:26.00	2:24.50	2	14
Doling, Harry	c	120Y	0:52.10	0:46.60	0:46.20	2:24.90	3:00.00	3:00.00	3:00.00	9:00.00	2:24.90	3	15
Smith, David	A	Excel	0:52.60	0:47.40	0:47.40	2:27.40	0:52.00	0:47.00	0:47.40	2:26.40	2:26.40	3	16
Cullen, Dave	D	Falcon XR8	0:52.00	0:46.70	0:48.00	2:26.70	0:52.30	0:48.00	0:47.20	2:27.50	2:26.70	4	17
Amos, Kristian	D	Falcon	0:54.40	0:48.00	0:47.20	2:29.60	0:52.70	0:47.60	0:46.60	2:26.90	2:26.90	5	18
Baggarley, Rick	B	Escort Mk2	0:52.10	0:47.00	0:48.50	2:27.60	0:52.60	0:47.30	0:47.30	2:27.20	2:27.20	2	19
Mclean, Georgia	L	VL Commodore	0:53.80	0:47.60	0:47.10	2:28.50	0:56.20	0:48.90	0:48.70	2:33.80	2:28.50	1	20
Whatmore, Callum	D	Silvia	3:00.00	3:00.00	3:00.00	9:00.00	3:00.00	3:00.00	3:00.00	9:00.00	2:29.00	6	21
Ganderton, Rick	A	Excel	0:53.50	0:48.10	0:47.50	2:29.10	0:56.10	0:50.60	0:49.60	2:36.30	2:29.10	4	22
Handley, Aaron	D	VN Wagone	0:53.60	0:48.20	0:48.30	2:30.10	0:53.80	0:48.50	0:48.00	2:30.30	2:30.10	7	23
Connell, Paul	D	VP Commodore	0:55.50	0:48.80	0:47.90	2:32.20	0:54.60	0:47.70	0:47.90	2:30.20	2:30.20	=8	=24
Robertson, Lloyd	D	VX Commodore SS	0:53.50	0:48.20	0:48.50	2:30.20	0:54.50	0:49.40	0:49.50	2:33.40	2:30.20	=8	=24
Hore, Jason	C	RX7	0:53.10	0:50.80	0:48.80	2:32.70	0:52.70	0:47.90	3:00.00	4:40.60	2:30.30	4	26
Douglas, Morgan	A	Excel	0:53.60	0:54.00	0:48.60	2:36.20	0:54.10	0:48.80	0:48.00	2:30.90	2:30.90	5	27
Woodbridge, Greg	D	VR Commodore	0:53.90	0:48.80	0:48.60	2:31.30	0:54.10	0:48.30	0:49.20	2:31.60	2:31.30	10	28
Connell, John	D	VP Commodore	0:53.70	0:48.30	0:49.60	2:31.60	0:53.80	0:49.10	0:48.90	2:31.80	2:31.60	11	29
Maddox, William	A	Civic	0:54.00	0:48.70	0:49.00	2:31.70	0:54.10	0:49.10	0:48.50	2:31.70	2:31.70	6	30
Brayshaw, Chris	A	KE70	0:54.90	0:48.80	0:48.30	2:32.00	0:55.30	0:49.30	0:50.50	2:35.10	2:32.00	7	31
Haynes, Graeme	C	VW Beetle	0:53.80	0:49.70	0:49.70	2:33.20	0:54.90	0:50.60	0:53.30	2:38.80	2:33.20	5	32
Rote, Riley	B	MX5	0:54.60	0:49.80	0:49.10	2:33.50	0:55.00	0:49.20	0:50.00	2:34.20	2:33.50	3	33
Millwood, Joshua	J	Falcon	0:54.50	0:49.50	0:50.20	2:34.20	0:57.20	0:49.90	0:48.80	2:35.90	2:34.20	1	34
Pile, Josh	C	Commodore	0:56.20	0:50.40	3:00.00	4:46.60	0:56.00	0:50.10	0:50.20	2:36.30	2:36.30	6	35
Dance, Marc	J	Commodore	0:55.10	0:51.10	0:51.80	2:38.00	0:58.70	0:51.80	0:51.50	2:42.00	2:38.00	2	36
Ball, Frank	A	Pulsar N15	0:57.60	0:51.20	0:51.10	2:39.90	0:56.70	0:51.20	0:50.70	2:38.60	2:38.60	8	37
Thompson, Liam	J	Peugot	0:56.60	0:51.60	0:51.00	2:39.20	0:58.40	0:53.10	0:51.70	2:43.20	2:39.20	3	38
Summerville, Mitchell	J	Civic	0:57.60	0:52.20	0:52.00	2:41.80	0:59.40	0:52.30	0:51.80	2:43.50	2:41.80	4	39
Gibson, Daniel	C	LA Lancer	3:00.00	3:00.00	3:00.00	9:00.00	3:00.00	3:00.00	3:00.00	9:00.00	2:42.50	7	40
Cohen, Alexandra	L	Civic	0:59.80	0:53.80	0:53.50	2:47.10	0:57.40	0:53.30	0:51.90	2:42.60	2:42.60	2	41
Campbell-Brown, Came	C	BMW 328i	0:55.70	1:13.30	3:00.00	5:09.00	3:00.00	3:00.00	3:00.00	9:00.00	2:42.70	8	42
Swales, Peter	D	Falcon	3:00.00	3:00.00	3:00.00	9:00.00	3:00.00	3:00.00	3:00.00	9:00.00	2:43.10	12	43
Howard, Mark	D	Commodore	0:58.30	0:53.40	0:54.00	2:45.70	0:58.00	0:52.70	0:53.00	2:43.70	2:43.70	13	44
Duffield, Daniel	J	Mini	0:59.70	0:53.70	0:53.50	2:46.90	1:01.20	0:56.30	0:55.10	2:52.60	2:46.90	5	45
Mitchell, Ball	J	Pulsar N15	1:00.50	0:56.00	0:55.60	2:52.10	1:00.20	0:54.00	0:53.50	2:47.70	2:47.70	6	46
Mack, Bill	C	KE30	0:58.40	0:55.70	3:00.00	4:54.10	1:00.50	1:48.70	0:00.00	2:49.20	2:49.20	9	47
Duffield, Ron	A	Hillman Imp	0:59.90	0:55.80	0:56.20	2:51.90	1:04.10	0:56.50	0:55.90	2:56.50	2:51.90	9	48
Ball, Peter	A	Datsun 1600	3:00.00	3:00.00	3:00.00	9:00.00	3:00.00	3:00.00	3:00.00	9:00.00	9:00.00	10	49